



# F2



## Concept Explanation

# Agenda



1. General
2. Election
3. Config
4. Feature
5. Option



# General, Advantages



- Low Price
- Low Noise
- Easy Park
- Easy Drive
- Low Emission
- Low Energy Cost
- Low Maintenance



# General, Comparison



## Class

Subcompact

Crossover



Electric Vehicle	Weight kg	Length mm	Power hp	Battery kWh
Hyundai Kona	1610	4205	134	39-64
Mazda MX30	1645	4395	145	35
Peugeot e2008	1548	4300	136	50

Crossover size categories: Subcompact, Compact, Mid-size, Full-size

# General, Specification



Crossover	
Width, mm	188
Peak Power, 20s	2/4x25 kW
Continuous Power	2/4x16 kW
Max. Speed, km/h	120/160
Energy, kWh	6-18x2.6 kWh
Range, km	150-420 km
MGW, kg	1800-2400



# General, Specification



Ride Height	200 mm
K2K Turning Radius	9 m
Standard Display	17"
Steering Power	Electric & Air
Brake Power	Electric & Air
Standard Tire	235/55R18
Brake Charge	Yes
Charger Capacity	5 kW, 1P20A
Charging Time	3-9 Hours



# Election, Codes, Variant



Max. Gross Weight kg	Min. Bat. Empty Weight kg	Max. Bat. Empty Weight kg	Blocks Qua. #	Length mm	Height mm	L&H Code	Sample Codes e.g. 425 e.g. 534 e.g. 644	D Code	Drive kW
1800	1200 6 Bat. Packs Range: 150 km	1440 18 Bat. Packs Range: 420 km	32	4480	1550	42		4	2x25
					1650	43			
					1750	44			
2100	1300 6 Bat. Packs Range: 130 km	1500 21 Bat. Packs Range: 420 km	36	5040	1550	52		5	4x25
					1650	53			
					1750	54			
2400	1400 6 Bat. Packs Range: 110 km	1760 24 Bat. Packs Range: 420 km	40	5600	1550	62		6	-
					1650	63			
					1750	64			

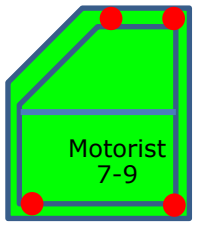
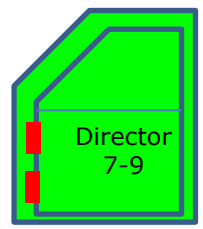
# Config



1- Head, Nose



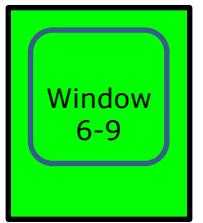
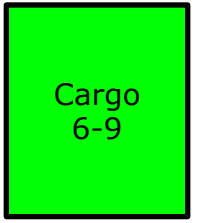
1- Head, Front



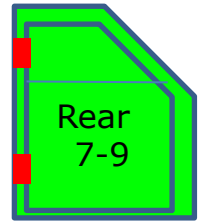
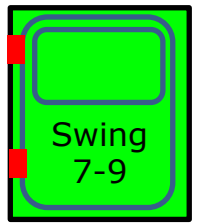
2- Short, Mid



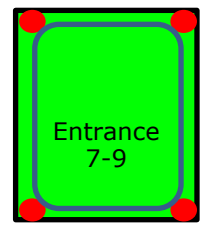
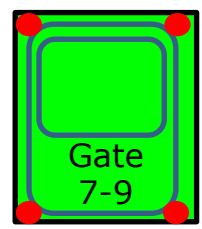
3- Fix, Mid



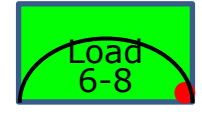
4- Door, Mid



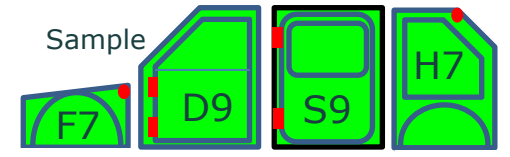
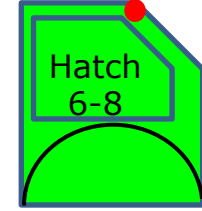
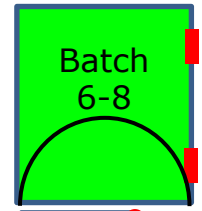
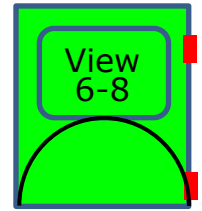
5- Rail, Mid



6 -Little, End



7 -Close, End



Tip	Frontal	Hall1	Close
7	9	9	7
F	D	R	T
	M	P	L
		C	V
		S	B
		W	H
		G	
		E	

Total Blocks Length is **32**

Red Shape = Opening Joint  
 Config Length = # x 125 mm



# Feature, Energy



Battery 6x2.4 kWh

Battery 12x2.4 kWh

Battery 24x2.4 kWh

Onboard Charger  
10kW, 3P16A

Onboard Charger  
20kW, 3P32A

Onboard Charger  
40kW, 3P63A

Onboard Charger  
80kW, 3P125A

Solar Panel



# Feature, Safety



- Variable Height
- 4 x Tire Pressure Gauge
- GPS
- 2 x Airbag

# Option



A/C
2x220V Socket
2 x Electric Seat
21" Display

# Option, 343 Colors



	Code	Outside	Inside	Common	Code
1	FDDDDD	Pastel Red	Pastel Blue	Dark Blue	397CF9
2	FDF4DD	Pastel Beige	Pastel Purple	Dark Purple	B039F9
3	DFFDDD	Pastel Green	Pastel Gray	Dark Black	000000
4	DDF2FD	Pastel Blue	Pastel White	Dark Gray	B0B0B0
5	DDDEFD	Pastel Purple	Pastel Beige	Dark Beige	F99F39
6	E3E4E3	Pastel Gray	Pastel Red	Dark Red	F95339
7	F9F9F9	Pastel White	Pastel Green	Dark Green	56E537

Common Parts: Hubcap, Seat Belt, Basket, Door Handle, Touchscreen Frame, Logo