



L3



Concept
Explanation

Agenda



1. General
2. Election
3. Config
4. Feature
5. Option

General, Advantages



- Low Deck
- Low Price
- Low Noise
- Easy Park
- Easy Drive
- Low Emission
- Low Energy Cost
- Low Maintenance

General, Spec.



Ride Height	200 mm
Max. Trailer Weight	1300 kg
K2K Turning Radius	11 m
Side Doors	Sliding
Standard Display	17"
Steering Power	Electric & Air
Brake Power	Electric & Air
Standard Tire	255/60R20
Brake Charge	Yes
Charger Capacity	5 kW, 1P20A
Charging Time	6-10 Hours



General, Spec.



Van	
Width, mm	2100
Peak Power, 20s	2/4x40 kW
Continuous Power	2/4x25 kW
Max. Speed, km/h	115/145
Energy, kWh	12-72 x 2.6
Range, km	120-540
MGW, kg	3500-4500



General, Costs



Annual Costs* ¹		Energy	Battery* ⁵	Maintenance	Repair	Annual Average	Initial Price* ³ Total Cost* ⁴
L8 2200 kg* ²	1st 5 Y	70 €/Y	1200 €/Y	300 €/Y	20 €/Y	2143 €/Y	22-32 k€
	2nd 5 Y	70 €/Y	1200 €/Y	600 €/Y	300 €/Y		
	3rd 5 Y	70 €/Y	1200 €/Y	800 €/Y	600 €/Y		54-64 k€
ISUZU NPR 2600 kg* ²	1st 5 Y	150 €/Y	40 €/Y	700 €/Y	20 €/Y	2853 €/Y	38 k€
	2nd 5 Y	170 €/Y	40 €/Y	1100 €/Y	1700 €/Y		81 k€
	3rd 5 Y	200 €/Y	40 €/Y	1500 €/Y	2900 €/Y		
Amico M5.2 2300 kg* ²	1st 5 Y	150 €/Y	40 €/Y	600 €/Y	30 €/Y	3213 €/Y	28 k€
	2nd 5 Y	200 €/Y	40 €/Y	1000 €/Y	2200 €/Y		76 k€
	3rd 5 Y	240 €/Y	40 €/Y	1400 €/Y	3700 €/Y		

*1= For 70,000 km annual travel

*2= Max. Payload (Van/Container Type)

*3= New Vehicle Initial Price

*4= Investment + Costs (in 15 years)

*5= Battery change every 5 years

Election, Codes, Variant



Max. Gross Weight kg	Min. Bat. Empty Weight kg	Max. Bat. Empty Weight kg	Blocks Qua. #	Length mm	Height mm	L&H Code	Sample Codes e.g. 778 e.g. 898 e.g. 987	D Code	Drive kW
3500	1860 12 Bat. Packs Range: 120 km	2700 54 Bat. Packs Range: 520 km	44	6160	2150	77		7	2x40
					2350	78			
					2550	79			
4000	2070 15 Bat. Packs Range: 130 km	3030 63 Bat. Packs Range: 530 km	48	6720	2150	87		8	4x40
					2350	88			
					2550	89			
4500	2280 18 Bat. Packs Range: 140 km	3360 72 Bat. Packs Range: 540 km	52	7280	2150	97		9	-
					2350	98			
					2550	99			

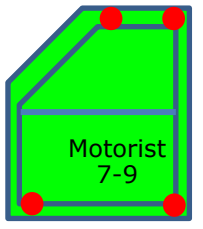
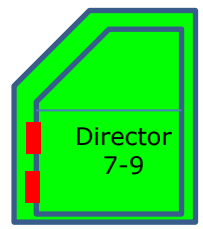
Config, Block & Quantity, Version



1- Head, Nose



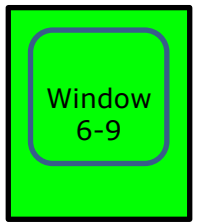
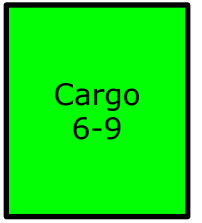
1- Head, Front



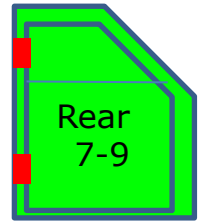
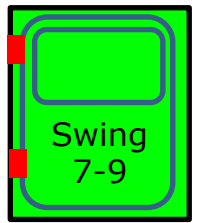
2- Short, Mid



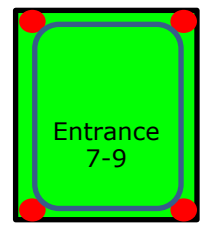
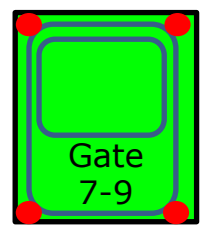
3- Fix, Mid



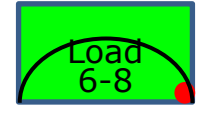
4- Door, Mid



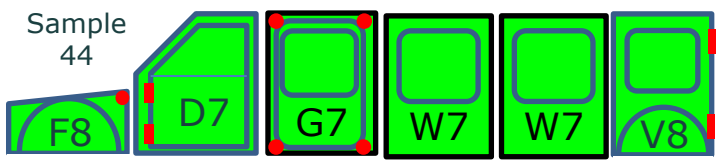
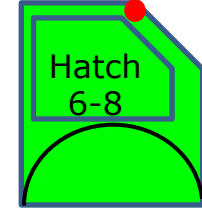
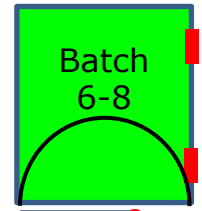
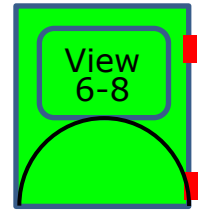
5- Rail, Mid



6 -Little, End



7 -Close, End

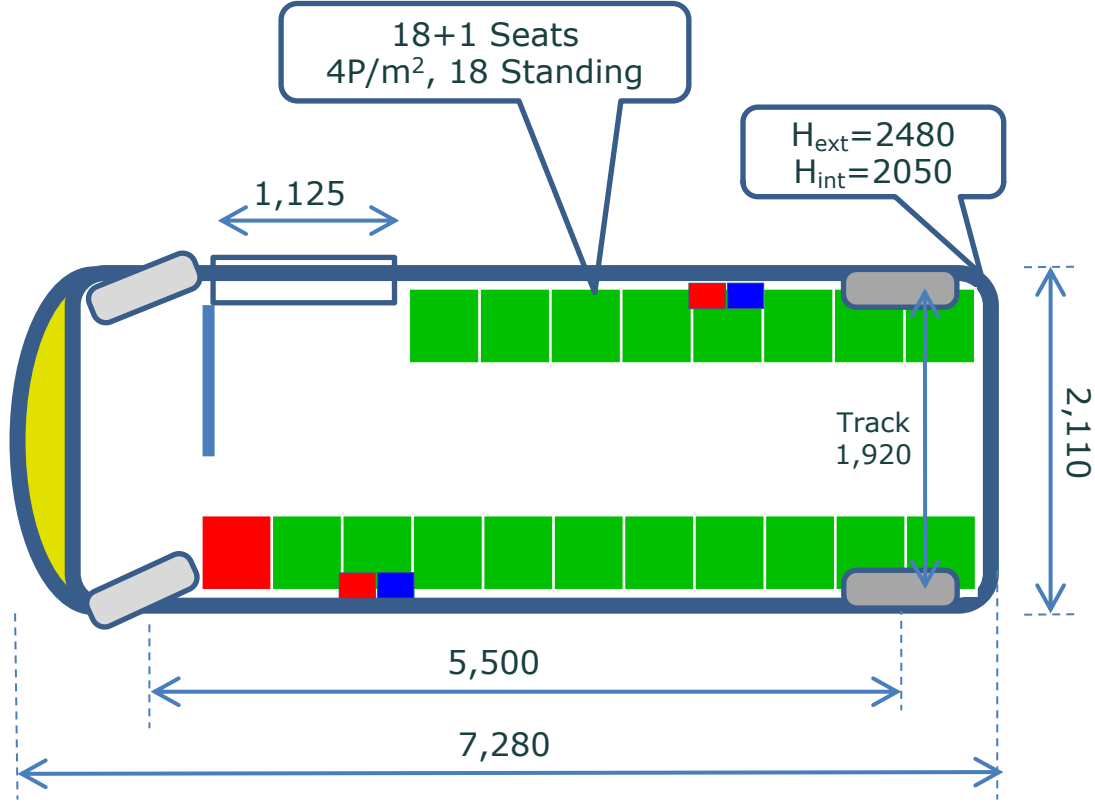


	Nose	Front	Mid1	Mid2	Mid3	End
44	F	DM	PJCWSRGE			TLVBH
	8	7-9	6-9	6-9	6-9	8
48	F	DM	PJCWSRGE			TLVBH
	8	7-9	6-9	6-9	6-9	8
52	F	DM	PJCWSRGE			TLVBH
	8	7-9	6-9	6-9	6-9	8

Config Samples	Title	Config
	Passenger Van 44	F8D7G7W7W7V8
	Cargo Van 48	F8D8C8C8C8B8 F8D8E8C8C8H8
	Full Pickup 52	F8D9P9P9P9L8
Cabin Pickup 52	F8D9R9P9P9L8	

Red Shape = Opening Joint
 B=Block, Q=Quantity 6-15, Block Length = Q x 125 mm

Config, LHD=998



Feature, Energy



Battery 6x2.4 kWh

Battery 12x2.4 kWh

Battery 24x2.4 kWh

Onboard Charger
10kW, 3P16A

Onboard Charger
20kW, 3P32A

Onboard Charger
40kW, 3P63A

Onboard Charger
80kW, 3P125A

Solar Panel



Feature, Safety



- Variable Height
- 4 x Tire
- Pre. Gauge
- GPS
- 2 x Airbag
- ABS

Feature, Comfort



- 4x220V Socket
- A/C
- Radio
- 2 x Electric Seat

Option, General



21" Display
Towing Hitch

Option, Colors



	Code	Outside	Inside	Common	Code
1	FDDDDD	Pastel Red	Pastel Blue	Dark Blue	397CF9
2	FDF4DD	Pastel Beige	Pastel Purple	Dark Purple	B039F9
3	DFFDDD	Pastel Green	Pastel Gray	Dark Black	000000
4	DDF2FD	Pastel Blue	Pastel White	Dark Gray	B0B0B0
5	DDDEFD	Pastel Purple	Pastel Beige	Dark Beige	F99F39
6	E3E4E3	Pastel Gray	Pastel Red	Dark Red	F95339
7	F9F9F9	Pastel White	Pastel Green	Dark Green	56E537

Common Parts: Hubcap, Seat Belt, Basket, Door Handle, Touchscreen Frame, Logo